

# INTEGRAL POWER

12V BSP00001AC12 / 24V BSP00001AC24



A/C



### Performance

12V	cold ❄️ 2.0kW	24V	cold ❄️ 3.2kW	airflow 🌀 700 (m³/hr)
-----	---------------------	-----	---------------------	-----------------------------

### Electrical Data

volts	amps	volts	amps
12V	32-65A	24V	20-48A

### Applications



### Performance Input Data

temp 40°C	humidity 32%
--------------	-----------------

Minimum alternator required: **24V** - 75 A/h - 28V / **12V** - 80A/h - 15V

## Standalone A/C Electrical Unit

### Front and Controls




Display



Control remote

### Position

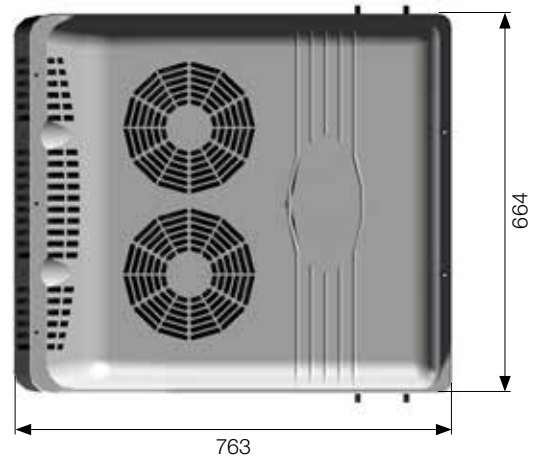
#### Roof mount





# INTEGRAL POWER

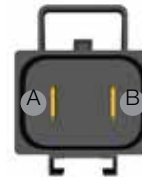
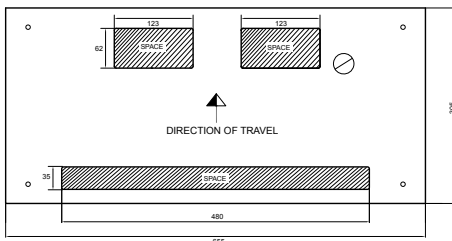
12V BSP00001AC12 / 24V BSP00001AC24




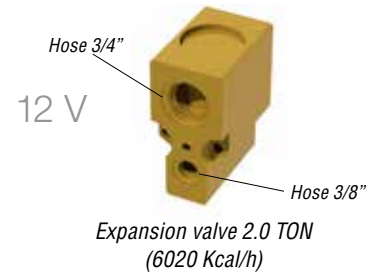
Weight



## Cutting template



A - Red wire (positive)  
B - Blue wire (negative)



T // +44 (0)1453 891320  
E // sales@apairltd.com  
W // www.apairltd.com



Follow us on Twitter @APAIRLtd



Like us on Facebook AP Air Ltd